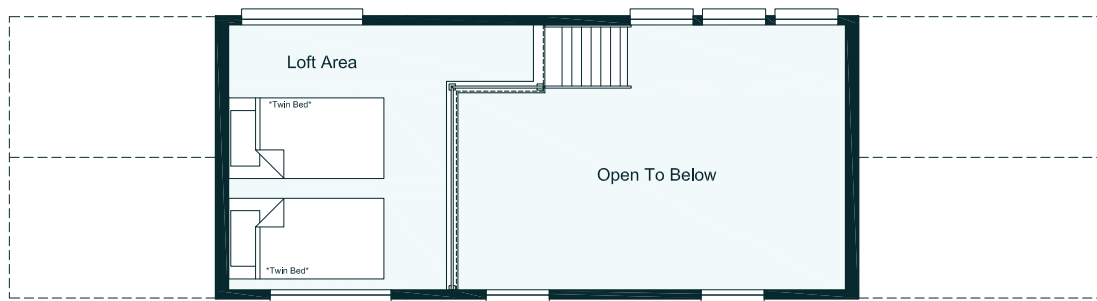
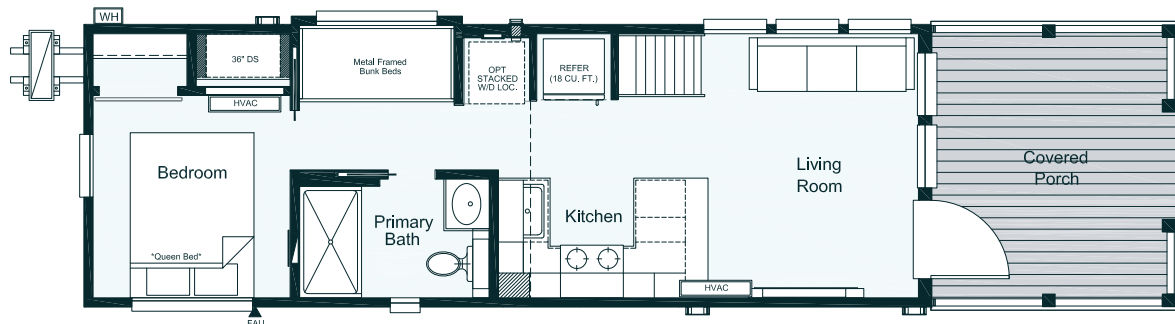



Bankhead 399 sq. ft. / 12x42



Optional End Wall
(w/ Dbl Door Only)





Standard Features

Exterior

- 12" Steel I-Beam Frame with Full Extension Outriggers
- Detachable Hitch
- 2"x6" Floor Joist and 2"x4" Sidewall Construction - 16" O.C.
- 23/32" Tongue & Groove Sub floor
- Composite Porch Decking with Covered Porch (Per Print)
- High Density Woven Simplex Underbelly
- 2"x4" Interior Wall Construction - 16" O.C.
- 2"x6" Rafters - 16" O.C. (Per Print)
- 8/12 Roof Pitch Available with Lofts (Per Print 12' Wide Only)
- (1) Exterior Frost Proof Faucet
- (3) Tie Down Brackets Each Side
- Galvalume Metal Roofing
- Hardie Fiber Cement Siding
- Energy Saving 7/16" OSB & House Wrap*
- 4/4" Residential Trim
- 36"x80" Residential Outswing Full View Door w/ Blinds
- Front and Rear Residential Eaves with Boxed Overhangs
- Black Powder Coated Steel Porch Railing

Kitchen

- Samsung® Stainless 30" Electric Smooth Top Range
- Samsung® Stainless 30" Microwave/Vent Hood
- Samsung® Stainless 18 cu. ft. French Door Refrigerator
- Fire Extinguisher Included
- Wood Cabinetry and Stiles
- Soft Close Hardware on Cabinets and Drawers Throughout
- Designer Cabinet Pulls
- Stainless Steel Single Bowl Deep Kitchen Sink
- High Pressure Laminate Countertops w/ Rolled Edging
- Single Lever Spring Faucet
- Lighting under Kitchen Cabinets
- Ceramic Tile Backsplash Throughout Kitchen

Interior

- 1/2" Finished Sheetrock Walls Throughout
- White-Wash Stained Pine Ceiling
- 90" Sidewall Height with Extra High Vaulted Ceiling (Per Print)
- Wood Interior Doors
- LVP Luxury Vinyl Plank
- 2" Window Blinds
- Dual Pane Low-E Efficient Windows*
- Fiberglass Batten Insulation: R-13 Walls-R-13 Roof-R-22 Floor*
- 100 Amp Panel Box
- (2) Exterior GFI Receptes
- (2) BRK Smoke / Carbon Dioxide Detectors
- PEX Plumbing Water Lines
- Rinnai® Tankless On Demand Gas Water Heater w/ Cover
- 20,000 BTU Outside Condenser
- 9,000 BTU Air Handler in Living Room and Bedroom
- Water Shut Off Valves Throughout
- Ground Fault Breakers in all Wet Areas
- LED Can Lighting Throughout
- Ceiling Fan w/Downrod in Living Room and Bedroom Per Print

Bedrooms & Bathroom

- 54" 1 Piece White Fiberglass Tub/Shower
- (1) Exhaust Fan
- Porcelain Elongated Residential Toilet
- Decorative Oval Mirror
- Solid Closet Shelving and Double Hanging Rod
- Ceiling Fan w/ Downrod
- White Porcelain Sink w/ Metal Lav Faucet
- 36" Built-in Drawers in Bedroom
- Barn Door w/ Hardware in Bedroom

Popular Options

- Dishwasher
- Washer Dryer
- Quartz Countertops
- Acrylic Shower
- Electric Fireplace

